



SHANDONG NEW BEIYANG INFO-TECH CO., LTD.

2012

002376

2012 8 23

..... 1

..... 1

..... 2

..... 4

..... 10

..... 16

..... 29

..... 43

..... 159

()

A	002376	B	
A		B	
	Shandong New Beiyang Information Technology Co., Ltd.		
	SNBC		
	169		
	264209		
	126		
	264203		
	http://www.newbeiyang.com.cn		
	snbc@newbeiyang.com		

	126	126

	0631-5675777	0631-5675777
	0631-5680499	0631-5680499
	snbc@newbeiyang.com	snbc@newbeiyang.com

	http://www.cninfo.com.cn

	1-6		(%)
	308,362,700.55	276,916,927.78	11.36%
	58,372,970.80	41,727,754.77	39.89%
	76,269,483.66	57,544,073.36	32.54%
	68,257,429.93	53,017,164.21	28.75%
	60,561,861.23	48,111,545.02	25.88%
	5,537,365.23	20,497,496.44	-72.99%
			(%)
	1,546,914,716.46	1,525,519,247.29	1.4%
	1,272,851,425.41	1,264,708,782.16	0.64%
	300,000,000.00	300,000,000.00	0%

	1-6		(%)
/	0.23	0.18	27.78%
/	0.23	0.18	27.78%
/	0.2	0.16	25%
%	5.36%	4.59%	0.77%
%	5.3%	4.52%	0.78%
%	4.76%	4.17%	0.59%
	4.7%	4.1%	0.6%

%			
/	0.02	0.07	-71.43%
			(%)
/	4.24	4.22	0.47%
%	16%	15.38%	0.62%

1

2

3

			/

4

		36,539.40	
		9,456,769.63	

	457,912	22,499		435,413		
	463,886	40,800		423,086		
	438,000	72,750		365,250		
	288,000		76,000	364,000		

	75,000	18,750		56,250		
	57,000	2,700		54,300		
	60,000	7,050		52,950		
	60,000	15,000		45,000		
		3,750		41,250		

2

		(%)				
		13.71%	41,129,400	41,129,400		
		13.48%	40,427,400	40,427,400		
		9.86%	29,584,205			
		9.48%	28,427,006			
		6.13%	18,400,600	18,400,600		
		4.52%	13,550,002	11,180,002		7,923,931
		4.37%	13,115,478	10,785,478		7,923,931
		4.02%	12,074,498			
		1.84%	5,511,368			
		1.21%	3,618,000	3,618,000		

	29,584,205	A		29,584,205
	28,427,006	A		28,427,006
	12,074,498	A		12,074,498
	5,511,368	A		5,511,368
	3,560,836	A		3,560,836
	2,918,932	A		2,918,932
	2,370,000	A		2,370,000
	2,330,000	A		2,330,000
	2,100,753	A		2,100,753
	1,834,888	A		1,834,888

1

5,953

19.84%

2

3

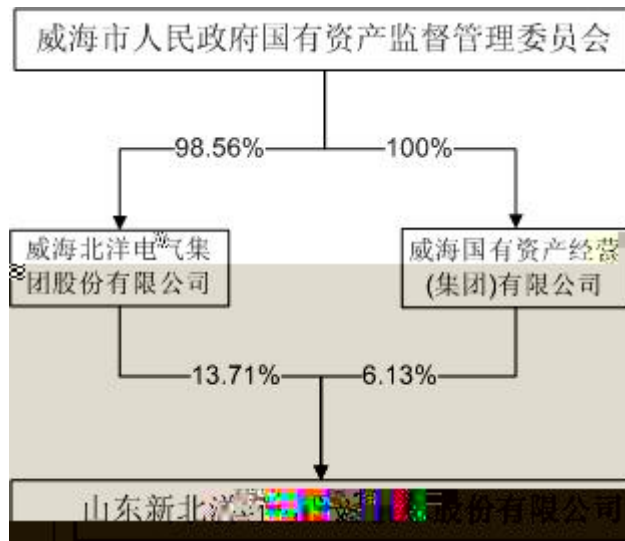
1

2

5,953

19.84%

3



4


4

		2007 06 18		1,800	CNY

			47	2012 03 21	2015 03 20	13,115,478	0	0	13,115,478	10,785,478	0		
			48	2012 03 21	2015 03 20	0	0	0	0	0	0		
			50	2012 03 21	2015 03 20	3,618,000	0	0	3,618,000	3,618,000	0		
			57	2012 03 21	2015 03 20	13,550,002	0	0	13,550,002	11,180,002	0		
			42	2012 03 21	2015 03 20	0	0	0	0	0	0		
			50	2012 03 21	2015 03 20	0	0	0	0	0	0		
			67	2012 03 21	2015 03 20	0	0	0	0	0	0		
			46	2012 03 21	2015 03 20	0	0	0	0	0	0		
			46	2012 03 21	2015 03 20	0	0	0	0	0	0		
			58	2008 11 28	2012 03 21	0	0	0	0	0	0		
			50	2008 11 28	2012 03 21	0	0	0	0	0	0		

--	--	--	--	--	--	--	--	--	--	--	--	--	--

48 2012 03 21 2015



			2011 05 28		
			2011 08 20	2014 08 19	
			2010 05 11	2013 05 10	
			2012 07 06	2015 07 05	
			2012 02 21	2015 10 15	
			2012 03 20	2015 03 19	
			2009 08 28		
			2010 12 11	2013 12 11	
			2011 04 20	2014 04 20	
			2005 10 20		
			2006 12 19		
			2005 12 29		
			2012 04 20	2016 04 19	
			2011 12 08	2014 12 07	
			2012 04 17	2015 04 16	
			2010 11 22	2013 11 21	
			1997 10 01		
			2003 09 01		
			2012 04 20	2015 04 19	
			2010 03 25	2013 03 25	
			2011 08 20	2014 08 19	
			2010 08 23	2013 08 23	
		/	2008 09 18		
			2011 10 15	2014 10 14	
			2010 05 22	2013 05 21	
			2011 10 15	2014 10 14	
			2010 05 22	2013 05 21	
			2011 03 29	2014 03 28	
			2010 05 22	2013 05 21	

			2011 03 29	2014 03 28	
			2011 10 15	2014 10 14	
			2010 05 22	2013 05 21	
			2009 11 09		
			2011 10 15	2014 10 14	

	6 /

2012 3 21 2012

2012 3 21

2012 3 21

2012 4 18



	383
	126
	727
	28
	104
	435
	355
	488
	89
	1

2012

	2012	3,629.24	11.77%
			H1 H2 H3
	74	H1	20
H2	47	H3	7
42 77			

			38			727			53.14%
		35							
						H1			
			H2	H3					
						ODM			
						ERP			
								50	
			93%	2012	9	2013			65%
2012	9					43%	2013	12	
2012	1-6		3.08			11.36%			
6,825.74			28.75%						
							20%	20%	
				2007	12	25		3,000	
									2012
									6
									30
11,028.64			4,949.41		2012			229.64	
			2008	12	8			5,000	
				2012	6	30		9,681.94	5,488.41
									2012
		50.68							
			2001		7			ORIENT TECHNOLOGIES B.V.	18,200
								2012	6
								30	1,601.52
-200.85	2012					58.94			
				2009	8	28		SNBC (Europe) R&D B.V.	120
								2012	6
								30	
1,078.88			1,066.52		2012			2.95	
				1995	10	16		1,600	
					2012	6	30	22,274.08	18,774.87
									2012
		1,507.9							
				2003	11	18		6,000	
			CIS				2012	6	30
								14,262.03	8,272.77
	2012		1,456.86						
				2011	4	15		1,500	
							2012	6	30
									2,411.94
1,413.48	2012		-169.33						

2

10%

1

1

			(%)	%	%	%
	288,270,183.98	157,739,022.49	45.28%	10.26%	13.68%	-1.65%
	51,960,368.17	25,297,393.81	51.31%	-2.67%	11.61%	-6.23%
	229,516,216.49	127,644,185.64	44.39%	14.46%	15.41%	-0.46%
	2,575,511.82	2,008,118.31	22.03%	171.8%	197.28%	-6.68%
	4,218,087.50	2,789,324.73	33.87%	-36.13%	-42.12%	6.84%

2

	182,722,245.66	12.5%
	105,547,938.32	6.58%

3

4

5

6 **10%**

7

1

2

3

8

	14,980,300.00	10,466,382.59	43.13%	43.13%
	9,075,582.60	5,686,262.48	59.61%	59.61%
	35,168,855.13	9,506,374.64	269.95%	269.95%
	7,478,529.46	5,745,775.41	30.16%	50 30.16%
	6,117,252.22	2,170,317.84	181.86%	181.86%
	13,726,800.50	19,923,184.99	-31.10%	31.10%
	9,113,803.97	14,176,323.28	-35.71%	35.71%

	-263,827.60	-149,040.92	77.02%	77.02%

	4,193,961.26	1,852,549.27	126.39%	126.39%
	58,372,970.80	41,727,754.77	39.89%	39.89%
	7,563,184.33	5,446,305.24	38.87%	38.87%

	5,537,365.23	20,497,496.44	-72.99%	72.99%
	-84,917,466.36	-53,329,313.73	-59.23%	59.23%
	-59,922,270.96	-45,397,845.12	-31.99%	31.99%

2

3

1

	80,048.45
	6,687.82

	28,967.18

2

	()		(1)		(2)	(%)(3) (2)/(1)				
50		18,900	18,900	4,341.76	17,623.43	93%	2012 09 30	2,458		
		8,600	11,000	1,430.88	7,114.28	65%	2012 09 30			

	” “ ”

3

4

2012 1-9

2012 1-9

2012 1-9	20%		50%
2012 1-9	10,824.23		13,530.28
2011 1-9	90,201,884.36		

[2012]37

<

>

(

[2012]18)

[2012]48

2012 -2014

2 ()

2/3

10%

30%

2012 -2014

2012 -2014

1

2

2012-2014

10%

30%

3

2012-2014

4

2011
 2011 2011 300,000,000
 10 2 2012 5 21 2011 2012 5 24
 2012 5 25

2011

3

1. 2012 3 2

1

2

2012

2012

2012 3 5

<http://www.cninfo.com.cn>

2. 2012 3 21

1

2

3

4

5

6

7

2012 3 22

<http://www.cninfo.com.cn>

3. 2012 4 18

1

2011

2

2011

3

2011

4

2012

5

2012

6

2011

7

2011

8

2011

9 2011
 10 2012
 11 2012
 12
 13 < >
 14
 15 2011

2011

2012

2012 4

19

<http://www.cninfo.com.cn>

<http://www.cninfo.com.cn>

1.

1

		1	1	0	0	0	
		1	1	0	0	0	
		1	1	0	0	0	
		1	1	0	0	0	
		1	1	0	0	0	
		1	1	0	0	0	
		1	1	0	0	0	
		1	1	0	0	0	
		1	1	0	0	0	

2

		2	2	0	0	0	
		2	2	0	0	0	
		2	2	0	0	0	
		2	2	0	0	0	
		2	2	0	0	0	

		2	2	0	0	0	
		2	1	0	1	0	
		2	2	0	0	0	
		2	2	0	0	0	

2

1		2010-04-23
2		2010-04-23
3		2010-04-23
4		2010-04-23
5		2010-04-23
6		2010-04-23
7		2010-04-23
8		2010-04-23
9		2010-06-04
10		2010-06-04
11		2010-06-04
12		2010-12-28
13		2011-04-19

14		2011-04-19
15		2011-04-19
16		2011-04-19
17		2011-04-19
18		2011-04-19
19		2011-09-28
20		2011-09-28
21		2011-11-17
22		2011-11-28
23		2012-03-22
24		2012-04-19
25		2012-08-13

<http://www.cninfo.com.cn>

1

2

3

4

1

2

3

4

5

1

							(%)				
						1,217.52	85.38%				
						3.80	5.05%				

						11.97	2.09%				
						1,061.22	3.68%				
						0.31	0.02%				

		(%)		(%)
			1,217.52	85.38%
			3.80	5.05%
			604.64	100%
			0.06	0.03%
			2.34	2.02%
			22.47	77.81%
			177.96	54.19%
			63.73	19.41%
			9.91	31.37%

7.86

2

3

4

5

1

10

10

1

2

3

2


A1				A2				
A3				A4				
		1,600	2011 09 19	1,600		2011.09.19-2 012.09.19		

		2,600	2012 06 21	2,600		2012.06.21- 2013.06.21		
B1			4,200	B2				4,199.67
B3			4,200	B4				

2011 8 24 2012 8 24 2012 6 21
 1,000 2012 6 21 2013 6 21

1 **5%**

				2010 3 23 -2013 3 22	
			2010 03 12		
		46			



6

2

1.		
2.		
3.		
4.	-114,786.68	205,897.34
	-114,786.68	205,897.34
5.		
	-114,786.68	205,897.34

2012 01 05					
2012 05 08					
2012 05 10					
2012 05 14					
2012 05 24					
2012 05 31					
2012 06 08					
2012 06 29					

2011		2012 01 16	(http://www.cninfo.com.cn)
		2012 02 17	(http://www.cninfo.com.cn)
		2012 03 05	(http://www.cninfo.com.cn)
		2012 03 05	(http://www.cninfo.com.cn)
		2012 03 05	(http://www.cninfo.com.cn)
2012		2012 03 05	(http://www.cninfo.com.cn)
		2012 03 09	(http://www.cninfo.com.cn)
		2012 03 21	(http://www.cninfo.com.cn)
2012		2012 03 22	(http://www.cninfo.com.cn)
		2012 03 22	(http://www.cninfo.com.cn)
		2012 03 22	(http://www.cninfo.com.cn)
		2012 03 30	(http://www.cninfo.com.cn)
		2012 04 19	(http://www.cninfo.com.cn)
		2012 04 19	(http://www.cninfo.com.cn)
2011		2012 04 19	(http://www.cninfo.com.cn)
2011		2012 04 19	(http://www.cninfo.com.cn)
2012		2012 04 19	(http://www.cninfo.com.cn)
2012		2012 04 19	(http://www.cninfo.com.cn)

		2012 04 19	(http://www.cninfo.com.cn)

	3	14,980,300.00	10,466,382.59
	6	233,711,537.11	185,007,504.49
	8	9,075,582.60	5,686,262.48

		622,938,259.94	557,802,169.49
		1,546,914,716.46	1,525,519,247.29
	29	32,000,000.00	32,000,000.00
	31	9,996,745.52	10,216,512.54
	32	104,761,693.75	84,264,421.92
	33	6,117,252.22	2,170,317.84
	34	15,492,092.11	15,323,067.88
	35	13,726,800.50	19,923,184.99

		56,234,213.98	56,564,817.08
		247,442,602.05	234,638,645.53
	47	300,000,000.00	300,000,000.00
	50	615,631,803.67	615,631,803.67
	51	77,979,003.14	77,979,003.14
	53	279,504,446.20	271,247,016.27
		-263,827.60	-149,040.92
		1,272,851,425.41	1,264,708,782.16
		26,620,689.00	26,171,819.60
		1,299,472,114.41	1,290,880,601.76
		1,546,914,716.46	1,525,519,247.29

2

		501,314,646.37	652,203,970.23
		14,980,300.00	10,291,656.59
	1	161,622,357.53	117,665,082.04
		8,074,209.76	4,724,903.45
		5,999,081.47	6,548,477.88
	2	32,703,529.00	5,903,025.83
		66,345,339.42	56,392,948.18
		791,039,463.55	853,730,064.20

	3	119,873,154.66	124,739,882.80
		12,539,603.68	12,735,923.32
		102,397,559.59	100,864,555.98
		308,482,384.35	239,597,351.57
		90,306,537.15	89,894,101.67
		7,430,452.26	5,649,620.21
		4,001,979.42	4,417,164.12
		645,031,671.11	577,898,599.67
		1,436,071,134.66	1,431,628,663.87
			1,904,700.68
		80,026,086.73	69,048,425.92
		1,264,078.67	1,574,230.29
		14,433,427.99	14,364,310.15
		12,831,058.28	16,808,497.68
		7,890,316.40	13,631,338.02
		116,444,968.07	117,331,502.74

		20,727,273.00	20,818,182.00
		897,837.21	982,271.68
		34,609,103.77	34,764,363.40
		56,234,213.98	56,564,817.08
		172,679,182.05	173,896,319.82
		300,000,000.00	300,000,000.00
		621,184,548.67	621,184,548.67
		77,979,003.14	77,979,003.14
		264,228,400.80	258,568,792.24
		1,263,391,952.61	1,257,732,344.05
		1,436,071,134.66	1,431,628,663.87

3

		308,362,700.55	276,916,927.78
	54	308,362,700.55	276,916,927.78
		257,690,818.85	242,785,424.05
	54	171,239,256.21	150,001,490.99

	63	0.23	0.18
	64	-114,786.68	205,897.34
		68,591,512.65	52,303,665.46
		68,142,643.25	53,223,061.55
		448,869.40	-919,396.09
		3,328,869.86	

4

	4	264,068,809.68	244,079,824.08
	4	148,819,487.73	135,870,997.85
		2,138,659.57	1,708,072.44
		19,592,356.22	23,089,146.58
		47,494,110.18	49,903,360.80
		-7,817,985.67	-6,325,213.14
		4,334,383.80	1,431,392.21
“ ”			

		--	--

	35,548,530.27	26,689,700.65
	40,124,041.45	42,454,030.21
	304,339,930.49	264,792,368.07
	5,537,365.23	20,497,496.44
	11,700,000.00	
	80,000.00	1,399.25
	11,780,000.00	1,399.25
	96,697,466.36	48,830,712.98
		4,500,000.00
	96,697,466.36	53,330,712.98
	-84,917,466.36	-53,329,313.73
	10,000,000.00	10,000,000.00
	10,000,000.00	10,000,000.00
	10,090,909.00	10,090,909.00
	59,831,361.96	45,306,936.12

	69,922,270.96	55,397,845.12

[Light Blue Box]		
[Black Box]		

	300,000,000.00	615,631,803.67			77,979,003.14		271,247,016.27	-149,040.92	26,171,819.60	1,290,880,601.76
“ ”							8,257,429.93	-114,786.68	448,869.40	8,591,512.65
							68,257,429.93		448,869.40	68,706,299.33
								-114,786.68		-114,786.68
							68,257,429.93	-114,786.68	448,869.40	68,591,512.65
	0.00	0.00	0.00	0.00	0.00	0.00	0.00	0.00	0.00	0.00
1										
2										
3										
	0.00	0.00	0.00	0.00	0.00	0.00	-60,000,000.00	0.00	0.00	-60,000,000.00
1										

	150,000									
	,000.00									

	,000.00	0,000.00								
1	150,000	-150,000								
	,000.00	0,000.00								
2										
3										
4										
1										
2										

2								
3								
	0.00	0.00	0.00	0.00	0.00	0.00	-60,000,00 0.00	-60,000,00 0.00
1								
2								
3							-60,000,00 0.00	-60,000,00 0.00
4								
	0.00	0.00	0.00	0.00	0.00	0.00	0.00	0.00
1								
2								
3								
4								
1								
2								
	300,000,00 0.00	621,184,54 8.67			77,979,003 .14		264,228,40 0.80	1,263,391, 952.61

	150,000,00 0.00	771,184,54 8.67			54,004,662 .30		167,714,19 4.11	1,142,903, 405.08
	150,000,00 0.00	771,184,54 8.67			54,004,662 .30		167,714,19 4.11	1,142,903, 405.08
“ ”	150,000,00 0.00	-150,000,0 00.00			23,974,340 .84		90,854,598 .13	114,828,93 8.97
							159,828,93	159,828,93

							8.97	8.97
							159,828,93	159,828,93
							8.97	8.97
	0.00	0.00	0.00	0.00	0.00	0.00	0.00	0.00
1								
2								
3								
	0.00	0.00	0.00	0.00	23,974,340	0.00	-68,974,34	-45,000,00
					.84		0.84	0.00
1					23,974,340		-23,974,34	
					.84		0.84	
2								
3							-45,000,00	-45,000,00
							0.00	0.00
4								
	150,000,00	-150,000,0	0.00	0.00	0.00	0.00	0.00	0.00
	0.00	00.00						
1	150,000,00	-150,000,0						
	0.00	00.00						
2								
3								
4								
1								
2								
	300,000,00	621,184,54			77,979,003		258,568,79	1,257,732,
	0.00	8.67			.14		2.24	344.05

[2002]46

2002 12 6

370000018077904

6,000

2,056.47

34.275%

986.63		246.51		20.553%	
841.04		110.58		15.86%	
814.17		105.86		15.334%	
53.50		31.57		1.418%	11
753.67		12.56%			
2004					3,000
					11
	1.07				
950		50	11		2,000
	9,000				22.85%
2006 12 21	11	6,147,960	54		
2007					2,200
	1.30				200
		2,000			11,200
2008 5 29					
		8.5%			
	1,541.62				
2008 87					
		2008 114			
2008 11 11					2008 179
				920.03	
	2008		2008 139		
		[2009]32		8	
6		2009 3 19		2009 6 20	
					2009 6 23
2010 2 25					A 3,800
2010 3 23				15,000	
2010		10 10			
15,000	1	15,000			30,000

169

1

— 38 2006 2 “

2

3

1 1 12 31

4

5

1

2

6

1

2

7

8

1

2

“ ”

“ ”

“

”

9

1

2

A

B.

C

D

E

3

A

B

C

D

4

5

6

7

10

1

		200	200
	50	50	

2

	(%)	(%)
1 1	5%	5%
1 2	10%	10%
2 3	30%	30%
3		
3 4	70%	70%
4 5	100%	100%
5	100%	100%

3

200

50

11

1

2

3

4

5

12

1

2

3

20 20% 50

20

4

13

14

1

2

3

		%	%
	20-40	5	2.375-4.75
	10-15	5	6.33-9.50
	5	5	19.00
	6	5	15.83
	--	--	

2

3

3

4

17

18

19

1

2

3

4

5

6

20

1

2

3

21

22

1

2

23

1

2

3

4

24

25

1

2

3

26

1

2

27

1

2

28

1

2

29

1

2

30

31

32

1

2

33

1

2

34

1

1

		17% 19%

		5%
		7%
		12.5% 15% 25%

2

1

2011 4

3

[2012]27

2003 1

3700745659029

“ ”

[2008]144

2008 12 1

13%

14%

[2009]88

2009 6 1

15% 17%

2

[2008]12

“

” 505 2008

2008

GR200837000414

2008 12 5

3

(2008

2010)

15%

2011

2012 1 30

[2012]19

504

GF201137000159

3

2011 1 1

2013 12 31

15%

3

1

SNBC (Europe)R& D B.V.				1,200,000.0 0	EUR		1,200,000.0 0		100%	100%				
------------------------------	--	--	--	------------------	-----	--	------------------	--	------	------	--	--	--	--

2007 12 25

371000000000072

3,000

2,700

90%

SNBC (Europe)R&D B.V.

2009 8 28

120

120

100%

2

										(%)	(%)			

3

										(%)	(%)			

(ORIENT Technologies B.V.				18,200,000	EUR		18,200,000		100%	100%				
				50,000,000.00	CNY		31,700,000.00		61%	61%		21,404,793.80		

2005 8

MR.R.A.FALKENBURG

MR.R.A.FALKENBURG

ORIENT Technologies B.V. 50.55%

5

6

7

8

:

9

--	--	--	--	--

:

10

	2012	1-6	2011
		7.8710	8.1625
		7.8710	8.1625
“ ”			
		8.1772	9.0003
		-263,827.60	-149,040.92
		-263,827.60	-149,040.92

1

:	--	--	172,432.74	--	--	332,642.34
	--	--	77,348.25	--	--	212,958.05
USD	940.00	6.3249	5,945.41	18,281.00	6.3009	115,186.75
EUR	11,325.00	7.871	89,139.08	551.00	8.1625	4,497.54
	--	--	533,965,328.56	--	--	671,792,784.07
	--	--	522,247,440.15	--	--	648,532,556.23
USD	1,193,481.22	6.3249	7,548,649.36	3,419,336.61	6.3009	21,544,898.05
EUR	529,696.23	7.871	4,169,239.05	210,147.60	8.1625	1,715,329.79
	--	--	3,879,273.54	--	--	5,250,971.43
	--	--	3,879,273.54	--	--	5,250,971.43

	--	--	538,017,034.84	--	--	677,376,397.84
--	----	----	----------------	----	----	----------------

1 2012 6 30

2 2012 6 30

SNBC (Europe)R&D B.V.

(ORIENT Technologies B.V.

2

1

2

3

3

1

--	--	--

	14,980,300.00	10,466,382.59
	14,980,300.00	10,466,382.59

2

	--	--	0.00	--

2012 6 30

3


	--	--	0.00	--

--	--	--	--	--

2012 01 06

	0.00	0.00	0.00	0.00
	--	--	--	--

2



5

				(%)
		31,476,622.95	1	12.67%
		16,230,147.97	1	

	0.00
--	------

7

1

		(%)		(%)		(%)		(%)
	0.00	0%	0.00	0%	0.00	0%	0.00	0%
	37,315,144.08	100%	2,146,288.95	5.75%	10,218,745.59	100%	712,370.95	6.97%
	37,315,144.08	100%	2,146,288.95	5.75%	10,218,745.59	100%	712,370.95	6.97%
	0.00		0.00		0.00		0.00	
	37,315,144.08	--	2,146,288.95	--	10,218,745.59	--	712,370.95	--

50

50

50

		(%)			(%)	
1						
1	35,524,113.35	95.2%	1,776,205.68	9,437,712.59	92.36%	471,885.65
1	35,524,113.35	95.2%	1,776,205.68	9,437,712.59	92.36%	471,885.65
1 2	1,409,409.73	3.78%	140,940.97	453,803.00	4.44%	45,380.30
2 3	124,291.00	0.33%	37,287.30	116,300.00	1.14%	34,890.00
3	257,330.00	0.69%	191,855.00	210,930.00	2.06%	160,215.00
3 4	218,250.00	0.58%	152,775.00	169,050.00	1.65%	118,335.00
4 5	30,580.00	0.08%	30,580.00	33,880.00	0.33%	33,880.00
5	8,500.00	0.03%	8,500.00	8,000.00	0.08%	8,000.00
	37,315,144.08	--	2,146,288.95	10,218,745.59	--	712,370.95

2

	--	--	0.00	--


			%	
	0.00	0.00	--	--

3

--	--	--	--	--	--

	--	--	0.00	--	--

2012 6 30

4**5****5****5**

		983.45	0%
	--	983.45	0%

8

	0.00	0.00

9

	0.00

2

		1,055,641.03	2012	06 19
		992,178.08	2012	05 31

2

	43,334.71				43,334.71
	43,334.71	0.00	0.00	0.00	43,334.71

3

2012 6 30

10

11

1

2

	--	--		--				

12

1

2

		%
--	--	---

--	--	--	--	--	--	--	--	--	--	--	--	--	--

1

2

7

7

2

28.57%

3

35.00%

2011 11 25

246.16

25.00%

2012 3 26
1,500

25.00%

6,000

6,000

15

1

						(%)	(%)					
		48,462,107.05	63,500,897.91	-7,176,299.37	56,324,598.54	30%	28.57%	2	14		11,700,000.00	
		4,423,562.75	18,164,589.47	3,642,155.72	21,806,745.19	25%	25%					
		4,500,000.00	4,563,630.56	-1,293,545.81	3,270,084.75	30%	30%					
	--	57,385,669.80	86,229,117.94	-4,827,689.46	81,401,428.48	--	--	--		0.00	0.00	11,700,000.00

2

16

1

	16,552,100.00	0.00	0.00	16,552,100.00
1.	16,552,100.00			16,552,100.00
2.				
	3,816,176.68	196,319.64	0.00	4,012,496.32
1.	3,816,176.68	196,319.64		4,012,496.32
2.				
	12,735,923.32	-196,319.64	0.00	12,539,603.68
1.	12,735,923.32	-196,319.64		12,539,603.68
2.				
	0.00	0.00	0.00	0.00
1.				
2.				
	12,735,923.32	-196,319.64	0.00	12,539,603.68
1.	12,735,923.32	-196,319.64		12,539,603.68
2.				

--	--

	196,319.64
	0.00

2

17

1

	175,106,754.36		6,212,614.93	666,817.00	180,652,552.29
	91,181,872.30				91,181,872.30
	17,961,511.47		765,484.13	361,800.00	18,365,195.60
	8,993,187.14		1,327,529.00	305,017.00	10,015,699.14
	56,251,212.52		4,119,601.80		60,370,814.32
	718,970.93				718,970.93
--					
	57,851,301.04	0.00	6,689,961.05	482,683.32	64,058,578.77
	6,779,786.43		1,155,901.82		7,935,688.25
	9,539,694.63		451,133.18	305,604.00	9,685,223.81
	2,638,051.86		719,465.29	177,079.32	3,180,437.83
	38,238,056.57		4,342,998.74		42,581,055.31
	655,711.55		20,462.02		676,173.57
--			--		
	117,255,453.32		--		116,593,973.52
	84,402,085.87		--		83,246,184.05
	8,421,816.84		--		8,679,971.79
	6,355,135.28		--		6,835,261.31
	18,013,155.95		--		17,789,759.01
	63,259.38		--		42,797.36
	0.00		--		0.00

		--	
		--	
		--	
		--	
		--	
	117,255,453.32	--	116,593,973.52
	84,402,085.87	--	83,246,184.05
	8,421,816.84	--	8,679,971.79
	6,355,135.28	--	6,835,261.31
	18,013,155.95	--	17,789,759.01
	63,259.38	--	42,797.36

6,689,961.05

0.00

2

		0.00	0.00	0.00	0.00
		0.00	0.00	0.00	0.00
		0.00	0.00	0.00	0.00

7#		2012 12 31
2#		2012 12 31
3#		2012 12 31

2012 6 30

29,746,803.64

35,688,674.77

5,941,871.13

18

1

	155,852,265.86		155,852,265.86	125,148,542.89		125,148,542.89
	122,433,693.69		122,433,693.69	87,901,193.54		87,901,193.54
	30,196,424.80		30,196,424.80	26,547,615.14		26,547,615.14
	308,482,384.35	0.00	308,482,384.35	239,597,351.57	0.00	239,597,351.57

2

						(%)				(%)		
	729,200,000.00	125,148,542.89	30,703,722.97					3,450,050.00	644,950.00	5.9%		155,852,265.86
	502,660,000.00	87,901,193.54	34,532,500.15									122,433,693.69
	46,400,000.00	26,547,615.14	3,648,809.66									30,196,424.80
	1,278,260,000.00	239,597,351.57	68,885,032.78	0.00	0.00	--	--	3,450,050.00	644,950.00	--		

3

	0.00	0.00	0.00	0.00	--

4

5

2012 6 30

19

		0.00	0.00	

20

			--

1

21

1

2

22

	5,500.00	1,446,677.78		1,452,177.78
	14,510,363.93	1,039,653.42	0.00	15,550,017.35
	6,706,288.61	977,482.32		7,683,770.93
	7,475,299.23	4,800.08		7,480,099.31
	323,887.13	26,620.86		350,507.99
	4,888.96	30,750.16		35,639.12
	91,871,834.16	407,024.36	0.00	92,278,858.52
	89,792,054.80	-977,482.32		88,814,572.48
	1,977,121.45	-4,800.08		1,972,321.37
	102,046.87	-26,620.86		75,426.01
	611.04	1,415,927.62		1,416,538.66
	1,901,921.45	0.00	0.00	1,901,921.45
	1,901,921.45			1,901,921.45
	89,969,912.71	407,024.36	0.00	90,376,937.07
	89,792,054.80	-977,482.32		88,814,572.48
	75,200.00	-4,800.08		70,399.92
	102,046.87	-26,620.86		75,426.01
	611.04	1,415,927.62		1,416,538.66

1,039,653.42

2

	0.00	0.00	0.00	0.00	0.00

0%

0%

100

3

2012 6 30

24

đj

	0.00	0.00
	0.00	0.00
	897,837.21	982,271.68
	897,837.21	982,271.68

	0.00	0.00
	1,783,688.37	2,744,004.54
	43,334.71	43,334.71
	1,827,023.08	2,787,339.25

			--

	5,985,581.38	6,548,477.88
	5,985,581.38	6,548,477.88
	16,806,347.39	12,630,335.81
	3,686,054.40	3,686,054.40
	43,334.71	43,334.71
	3,893,860.90	2,824,125.62
	14,150,000.00	21,252,281.78
	38,579,597.40	40,436,132.32

27

	12,630,335.81	4,185,508.52	9,496.94	0.00	16,806,347.39
	43,334.71	0.00	0.00	0.00	43,334.71
		0.00			0.00
	0.00	0.00			0.00
	0.00				0.00
	0.00	0.00			0.00
	1,901,921.45	0.00			1,901,921.45
					0.00
	14,575,591.97	4,185,508.52	9,496.94	0.00	18,751,603.55

28.65%

28

29

1

31

	9,996,745.52	10,216,512.54
	9,996,745.52	10,216,512.54

7,872,098.89

32

1

1	102,978,795.52	77,427,515.94
1 2	1,375,314.54	5,550,881.72
2 3	184,580.42	1,007,609.40
3	223,003.27	278,414.86
	104,761,693.75	84,264,421.92

2

5

5

	3,333.33	15,096.00
	3,333.33	15,096.00

33

1



	15,323,067.88	50,894,102.45	50,725,078.22	15,492,092.11
	0.00			
	579,406.08	0.00	0.00	
		14,814,579.19	7	13,132,352.00
				8-12

35

	4,849,464.74	4,794,395.49
	0.00	0.00
	96,497.98	1,190,518.35
	5,759,265.28	11,974,642.77
	1,543,119.16	32,889.33
	326,200.04	503,717.07
	76,876.02	126,901.83
	579,423.38	579,423.38
	78,884.02	130,502.59
	233,000.03	349,199.25
	43,824.37	66,660.25
	140,245.48	174,334.68
	13,726,800.50	19,923,184.99

36

	0.00	0.00

37

	0.00	0.00	
			--

38

1

1		7,265,911.54	13,820,009.93
1 2		1,632,508.97	191,038.89
2 3		42,757.17	9,977.17
3		172,626.29	155,297.29
		9,113,803.97	14,176,323.28

2

5 5

		36,300.00	0.00
		36,300.00	0.00

3

4

39

		0.00	0.00	

40

1

1		
1		
1		

2

0.00

				%				
	--	--	--	--	--		--	

			(%)			
		--	--	--	--	--


0.00

3

4

			%			

41



42

1

	20,727,273.00	20,818,182.00
	20,727,273.00	20,818,182.00

2

				%			

2009

2012 6 30

727,273.00

43

44

1

			%			

2

0.00

45

					--

46

-	2,183,333.60	8,130,303.23
-	32,425,770.17	26,634,060.17
	34,609,103.77	34,764,363.40

47

	300,000,000					0	300,000,000

3

48

49

50

	615,631,803.67			615,631,803.67
	615,631,803.67	0.00	0.00	615,631,803.67

51

	53,791,143.25			53,791,143.25
	24,187,859.89			24,187,859.89
	77,979,003.14	0.00	0.00	77,979,003.14

5) 0.00

54

1

	288,270,183.98	261,452,242.64
	20,092,516.57	15,464,685.14
	171,239,256.21	150,001,490.99

2

	288,270,183.98	157,739,022.49	261,452,242.64	138,761,461.51
	288,270,183.98	157,739,022.49	261,452,242.64	138,761,461.51

3

	51,960,368.17	25,297,393.81	53,384,747.57	22,666,788.87
	229,516,216.49	127,644,185.64	200,515,541.38	110,600,421.62
	2,575,511.82	2,008,118.31	947,588.95	675,508.37
	4,218,087.50	2,789,324.73	6,604,364.74	4,818,742.65
	288,270,183.98	157,739,022.49	261,452,242.64	138,761,461.51

4

	182,722,245.66	94,741,601.25	162,422,221.61	79,295,509.14
	105,547,938.32	62,997,421.24	99,030,021.03	59,465,952.37
	288,270,183.98	157,739,022.49	261,452,242.64	138,761,461.51

5

		(%)
	59,034,665.35	19.14%
	14,653,346.97	4.75%
	13,963,372.62	4.53%
	12,591,253.37	4.08%
	10,797,896.93	3.5%
	111,040,535.24	36%

55

56

	271,333.27	569,213.24	
	1,296,455.30	1,172,420.25	
	926,039.53	808,566.12	
	176,518.79		
	2,670,346.89	2,550,199.61	--

57

58

1

	7,701,089.10	7,596,251.04
	7,701,089.10	7,596,251.04

2

			--

3

	4,491,351.05	5,070,023.81	

60

1

	36,539.40	275.50
	36,539.40	275.50
	18,239,233.46	16,150,332.84
	6,900.00	37,755.25
	18,282,672.86	16,188,363.59

2

	9,456,769.63	6,191,288.19	
	8,782,463.83	9,959,044.65	
	18,239,233.46	16,150,332.84	--

61

	300,000.00	300,000.00
	86,160.00	72,045.00
	386,160.00	372,045.00

62

	7,232,434.10	6,327,041.83
	330,750.23	-880,736.59
	7,563,184.33	5,446,305.24

63

	2012 1-6	2011 1-6
P1	68,257,429.93	53,017,164.21
F	7,695,568.70	4,905,619.19
P2=P1-F	60,561,861.23	48,111,545.02
P3		
P4		
S0	300,000,000.00	150,000,000.00
S1		150,000,000.00
Si		
Mi		
Sj		
Mj		
Sk		
M0	6	6
$S=S0+S1+Si*Mi/M0-Sj$ $*Mj/M0-Sk$	300,000,000.00	300,000,000.00
X1		
X2=S+X1	300,000,000.00	300,000,000.00

/

Y1=P1/S	0.23	0.18
Y2=P2/S	0.20	0.16
Y3= P1 P3 /X2	0.23	0.18
Y4= P2 P4 /X2	0.20	0.16

64

1.		
	0.00	0.00
2.		
	0.00	0.00
3.		
	0.00	0.00
4.	-114,786.68	205,897.34
	-114,786.68	205,897.34
5.		

	0.00	0.00
	-114,786.68	205,897.34

4

	0.00

5

	0.00

6

	0.00

66

1

1	--	--
	68,706,299.33	52,097,768.12
	4,193,961.26	1,852,549.27

	6,886,280.69	9,336,400.08
	1,039,653.42	1,017,661.45
	1,608,175.49	1,427,352.47
“ ”	-36,539.40	-275.50
“ ”		
“ ”		
“ ”	1,373,008.55	1,251,095.80
“ ”	-7,701,089.10	-7,596,251.04
“ ”	203,231.84	-917,237.26
“ ”	-84,434.47	-117,885.69
“ ”	-13,898,387.49	-7,589,084.31
“ ”	-69,078,858.31	-40,624,124.43
“ ”	12,326,064.42	10,359,527.48
	5,537,365.23	20,497,496.44
2	--	--
3	--	--
	538,017,034.84	727,167,063.48
	677,376,397.84	805,636,724.77
	-139,359,363.00	-78,469,661.29

2

	--	--
1		
2		

3		
4	0.00	0.00
	--	--
1		
2		
3		
4	0.00	0.00

3

	538,017,034.84	677,376,397.84
	172,432.74	332,642.34
	533,965,328.56	671,792,784.07
	3,879,273.54	5,250,971.43
	538,017,034.84	677,376,397.84

67

“ ”

1

2

1

								(%)	(%)		
						93,537,500.00	CNY	13.71%	27.04%		26717538-7

2012 6 30

98.56%

2

--	--	--	--	--	--	--	--	--	--	--

								(%)	(%)	
--	--	--	--	--	--	--	--	-----	-----	--

3

							(%)	(%)							
	--	--	--	--	--	--	--	--	--	--	--	--	--	--	--
					132,992,000.00	CNY	30%	28.57%	222,740,767.35	34,992,105.54	187,748,661.81	134,282,218.44	15,079,002.10		61375211-7
	--	--	--	--	--	--	--	--	--	--	--	--	--	--	--
					60,000,000.00	CNY	25%	25%	142,620,340.78	59,892,690.27	82,727,650.51	68,987,350.76	14,568,622.93		75541981-1
					15,000,000.00	CNY	30%	30%	24,119,389.34	9,984,542.08	14,134,847.26	7,167,521.37	-1,693,289.21		57263272-4

4

		61375166-7
		76000292-2
		61375317-9

5

1

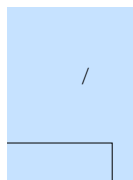
				%		%
			12,175,206.41	85.38%	11,028,153.85	83.1%
			37,965.81	5.05%	84,765.74	32.08%
			6,046,447.00	100%	2,809,613.68	75.07%
			632.48	0.03%		
			23,432.48	2.02%	20,235.90	0.59%
			224,733.37	77.81%	101,818.92	100%

|

				%		%
			10,612,222.23	3.68%		
			3,091.38	0.02%		
			42,735.04	0.01%		
			19,147.01	0.1%		
			16,720.12	0.33%	116,529.87	12.3%
					680.00	0.01%

2 /

/



3

				65,400.00	2012 01 01	2012 12 31		36,300.00	
				464,500.00	2012 01 01	2012 12 31		100,950.00	

2012 1 1

159-7

2012

1 1 2012 12 31

2012 6 30

0

2012 1 1

159

2012 1 1

2012 12 31

2012 6 30

100,950.00

4

		20,000,000.00	2009 06 21	2017 06 10	

5

--	--	--	--	--

6

					%		%

7

6

		0.00	2,760.00
		10,714,625.00	5,049,825.00
		50,000.00	62,424.67
		0.00	1,844.00
		6,000,000.00	

		42,020.00	8,465.64
		8,156,662.34	7,369,735.74
		1,092,388.28	1,129,827.24

		5,440,140.19	6,147,371.79
		626,232.99	497,079.58
		3,333.33	15,096.00

1

2

3

4

5

1

2

2012 6 30

4200.00

1000

16,000,000.00 2011.9.19 2012.9.19

26,000,000.00 2012.6.21 2013.6.21

1

2

1

2

3

1

2

3

4

5

6

7

1

		2012 1-6	2011 1-6
[2009]37	2,000,000.00	104,880.36	104,880.37
[2009]367	9,500,000.00	1,583,333.28	1,583,333.28
[2009]20	25,211,068.00	315,138.36	
2009	36,711,068.00	2,003,352.00	1,688,213.65
2010 301	3,000,000.00	600,000.00	600,000.00
2010 74	4,520,000.00		2,465,454.54
2010	7,520,000.00	600,000.00	3,065,454.54
	17,620.00		17,620.00
	20,000.00		20,000.00
	400,000.00		400,000.00
	6,900,000.00	3,763,636.35	
	1,000,000.00		1,000,000.00
2011	8,337,620.00	3,763,636.35	1,437,620.00
2012	400,000.00	400,000.00	
	15,510.00	15,510.00	
	30,000.00	30,000.00	
	30,000.00	30,000.00	
2011	50,000.00	50,000.00	
[2012]26?	8,000,000.00	1,788,271.28	
2011	50,000.00	50,000.00	
	206,000.00	206,000.00	
	420,000.00	420,000.00	
	100,000.00	100,000.00	
2012	9,301,510.00	3,089,781.28	
	61,870,198.00	9,456,769.63	6,191,288.19

2

	2011 4				3
				[2012]27	
	2012 1-6	2011 1-6			8,782,463.83
9,959,044.65	18,741,508.48				

1

1

		(%)		(%)		(%)		(%)
	0.00	0%	0.00	0%	0.00	0%	0.00	0%
	172,224,317.04	100%	10,601,959.51	6.16%	125,377,076.86	100%	7,711,994.82	6.15%
	172,224,317.04	100%	10,601,959.51	6.16%	125,377,076.86	100%		

		(%)			(%)	
1						
	--	--	--	--	--	
1	160,218,439.93	93.03%	8,010,922.00			

3

	--	--	0.00	--	--

2012 6 30

4

5

5

	50,000.00	2,500.00		
	50,000.00	2,500.00		

5

6

				(%)
		31,476,622.95	1	18.28%
		13,080,157.20	1	7.59%
		12,107,190.00	2	7.03%
		11,504,151.84	1	6.68%
		10,714,625.00	1	6.22%
	--	78,882,746.99	--	45.8%

7

--

	(%)
--	-----

(ORIENT Technologies B.V.

		(%)			(%)	
1	--	--	--	--	--	--
1	34,216,403.37	98.8%	1,710,820.17	6,042,976.98	94.61%	302,148.85
1	34,216,403.37	98.8%	1,710,820.17	6,042,976.98	94.61%	302,148.85
1 2	104,407.89	0.3%	10,440.79	87,303.00	1.37%	8,730.30
2 3	56,291.00	0.16%	16,887.30	48,300.00	0.76%	14,490.00
3	254,330.00	0.74%	189,755.00	207,930.00		

			%	
	0.00	0.00	--	--

		983.45	0%
	--	983.45	0%

8

0.00

9

3

						(%)	(%)				
--	--	--	--	--	--	-----	-----	--	--	--	--

	6,833,271.86	7,596,251.04

2

			--

3

	4,491,351.05	5,070,023.81	
	3,635,466.62	2,391,321.36	
	-1,293,545.81	134,905.87	
	6,833,271.86	7,596,251.04	--

6

--	--

	13,499.91	96,514.65
	-6,833,271.86	-7,596,251.04
	415,184.70	-762,850.90
	-84,434.47	-117,885.69
	-9,952,391.24	-5,240,265.72
	-64,677,259.70	-27,841,178.21
	-1,695,029.87	9,376,539.95
		29,119,029.99
2	--	--

	%		
	5.3%	0.23	0.23
	4.7%	0.2	0.2

2

1	43.13%	
2	59.61%	
3	269.95%	50
4	30.16%	
5	181.86%	
6	31.10%	
7	35.71%	
8	77.02%	
9	126.39%	
10	39.89%	
11	38.87%	
12	72.99%	
13	59.23%	
14	31.99%	

1	2012
2	
3	
4	