

[2016]37100022

	1
1	3
2	7
3	9
4	12
5	20
6	24
7	26
8		



[2016]37100022

2015 12 31

2015

1

2

2015 12 31

2015

2015 12 31

	1	763,221,618.12	521,782,954.46
	2	33,816,668.40	36,009,696.60
	3	458,040,503.10	482,735,443.94
	4	12,822,381.54	13,169,375.25
	5	302,752.22	542,525.76
	6	12,866,854.26	8,830,360.45
	7	274,797,180.45	185,250,532.56
	8	16,269,361.08	1,334,988.79
		1,572,137,319.17	1,249,655,877.81
	9	1,872,387.69	
	10	92,891,854.48	90,275,046.86
	11	38,363,508.89	37,857,315.40
	12	746,657,436.29	750,072,268.77
	13	31,451,884.93	11,094,679.16
	14	133,077,610.03	124,732,726.71
	15	18,456,164.79	17,862,094.79
	16	410,129,749.73	432,812,550.36
	17	16,939,674.84	18,040,959.45
	18	15,579,292.14	10,710,282.31
	19	8,999,080.00	932,180.00
		1,514,418,643.81	1,494,390,103.81
		3,086,555,962.98	2,744,045,981.62

()
2015 12 31

	20	226,000,000.00	104,500,000.00
	21	31,748,754.12	25,815,782.13
	22	230,212,977.35	167,261,969.34
	23	35,264,818.14	34,031,984.27
	24	41,986,875.32	36,467,302.44
	25	17,351,206.49	13,244,501.10
	26	29,400,000.00	
	27	180,464,455.63	163,124,567.94
	28	18,089,120.84	19,820,020.48
		810,518,207.89	564,266,127.70



2015

		1,210,876,460.37	992,438,470.80
	37	1,210,876,460.37	992,438,470.80
		1,035,818,672.69	899,539,427.65
	37	636,944,312.74	542,352,852.69
	38	11,940,859.36	9,933,433.24
	39	122,970,075.63	113,840,710.36
	40	221,590,873.31	192,875,346.66
	41	-853,100.10	9,926,907.99
	42	43,225,651.75	30,610,176.71
“ ”	43	10,658,806.51	218,321,276.80
“ ”		10,658,806.51	40,962,400.30
		185,716,594.19	311,220,319.95
	44	43,851,960.73	41,079,066.45
		513,984.88	135,032.85
	45	2,340,944.04	1,186,775.48
		300,929.12	258,640.50
		227,227,610.88	351,112,610.92
	46	25,807,867.87	16,737,862.20
		201,419,743.01	334,374,748.72
		147,278,003.02	306,435,647.80
		54,141,739.99	27,939,100.92
	47	-406,809.61	-1,062,498.94
		-406,809.61	-1,062,498.94
()			
1			
2			
()		-406,809.61	-1,062,498.94
1			
2			
3			
4			
5		-406,809.61	-1,062,498.94
6			
		201,012,933.40	333,312,249.78
		146,871,193.41	305,373,148.86
		54,141,739.99	27,939,100.92
	2	0.25	0.51
	2	0.25	0.51

15 90

3 14

2015

		1,272,689,808.46	994,786,279.78
		55,653,938.66	55,342,856.91
	48	52,262,973.55	33,616,452.10
		1,380,606,720.67	1,083,745,588.79
		644,070,061.34	551,233,234.04
		196,422,209.98	150,412,794.71
		103,650,467.28	116,715,800.94
	48	148,804,144.17	87,874,183.91
		1,092,946,882.77	906,236,013.60
		287,659,837.90	177,509,575.19
			124,360,000.00
		8,456,400.00	16,227,227.91
		238,337.12	158,545.38
	48		45,059,909.69
		8,694,737.12	185,805,682.98
		104,840,823.68	77,274,478.90
		12,000,000.00	27,630,908.56
	48	16,338,700.00	
		133,179,523.68	104,905,387.46
		-124,484,786.56	80,900,295.52
		402,372,950.00	104,500,000.00
	48	37,420,000.00	
		439,792,950.00	104,500,000.00
		278,160,909.00	144,920,909.00
		82,189,942.44	107,704,378.61
		7,826,025.00	34,189,000.00
	48	33,500,000.00	10,450,000.00
		393,850,851.44	263,075,287.61

2015

	600,000,000.00				316,866,082.93		-1,017,135.20		160,535,718.57		746,224,651.45	177,636,812.39	2,000,246,130.14
	600,000,000.00				316,866,082.93		-						

2015

	600,000,000.00				316,866,082.93	45,363.74	137,233,342.98	523,091,375.66	72,672,487.51	1,649,908,652.82	
	600,000,000.00				316,866,082.93	45,363.74	137,233,342.98	523,091,375.66	72,672,487.51	1,649,908,652.82	
						-1,062,498.94	23,302,375.59	223,133,275.79	104,964,324.88	350,337,477.32	
						-1,062,498.94		306,435,647.80	27,939,100.92	333,312,249.78	
									111,214,223.96	111,214,223.96	
1											
2											
3											
4									111,214,223.96	111,214,223.96	
							23,302,375.59	-83,302,372.01	-34,189,000.00	-94,188,996.42	
1							23,302,375.59	-23,302,375.59			
2											
3								-59,999,996.42	-34,189,000.00	-94,188,996.42	
4											
1											
2											
3											
4											
1											
2											
	600,000,000.00				316,866,082.93	-1,017,135.20	160,535,718.57	746,224,651.45	177,636,812.39	2,000,246,130.14	

15 90

3 14

2015 12 31

--	--	--	--

2015

2015

		727,091,187.65	692,934,848.80
		44,249,751.04	48,021,437.59
		24,958,383.57	23,674,077.26
		796,299,322.26	764,630,363.65
		428,290,496.47	474,293,925.21
		91,168,096.85	80,307,854.92
		51,452,185.78	60,825,930.76
		94,545,671.17	55,662,217.46
		665,456,450.27	671,089,928.35
		130,842,871.99	93,540,435.30
			124,360,000.00
		50,752,875.00	60,138,227.91
		946,640.88	505,379.24
		51,699,515.88	185,003,607.15
		75,229,454.83	58,372,943.35
		30,000,000.00	190,866,708.56
		16,338,700.00	
		121,568,154.83	249,239,651.91
		-69,868,638.95	-64,236,044.76
		300,000,000.00	38,000,000.00
		37,420,000.00	
		337,420,000.00	38,000,000.00
		195,660,909.00	86,420,909.00
		69,817,104.33	69,286,266.49
		33,500,000.00	10,450,000.00
		298,978,013.33	166,157,175.49
		38,441,986.67	-128,157,175.49
		2,735,501.98	364,551.68
		102,151,721.69	-98,488,233.27
		265,734,563.62	364,222,796.89
		367,886,285.31	265,734,563.62

15 90

3 14

2015

	600,000,000.00				322,418,827.93				160,535,718.57		546,390,183.28	1,629,344,729.78
	600,000,000.00				322,418,827.93				160,535,718.57		546,390,183.28	1,629,344,729.78
									20,881,460.59		58,328,279.17	79,209,739.76
											139,209,737.26	139,209,737.26
1												
2												
3												
4												
									20,881,460.59		-80,881,458.09	-59,999,997.50
1									20,881,460.59		-20,881,460.59	
2												
3											-59,999,997.50	-59,999,997.50
4												
1		()										
2		()										
3												
4												
1												
2												
	600,000,000.00				322,418,827.93				181,417,179.16		604,718,462.45	1,708,554,469.54

15 90
3 14

2015

	600,000,000.00			322,418,827.93				137,233,342.98		474,343,384.72	1,533,995,555.63
	600,000,000.00			322,418,827.93				137,233,342.98		474,343,384.72	1,533,995,555.63
								23,302,375.59		72,046,798.56	95,349,174.15
										155,349,170.57	155,349,170.57
1											
2											
3											
4											
								23,302,375.59		-83,302,372.01	-59,999,996.42

1

2008

2008 139

[2009]32

8

6

2009 3 19

2009 6 20

2009 6 23

2010 2 25

A 3,800

2010 3 23

15,000

2010 15,000

1

10

10

15,000

30,000

2012 30,000

1

10

10

30,000

2013

60,000

2015 12 31

60,000

169

2015

7

15

2014

2015 12

31

2015

2014

15

24

29

1

1 1 12 31

2

12

3

4

1

2

12

12

5

2012 19

33

5 2

13

18

5

1

2

2 —

13

19

22 —

9

13 2

6

13 2

8

7

8

1

20

2

3

9

1

2

B.

A.

C.

A.

B.

5

13 —

14 —

6

7

--	--

B

--	--

		%		%
--	--	---	--	---

4
5
12

8

1

2

13

9

28

1

22

2

29

14

20

15

1

2

31



3

18

1

2

33

3

20

19

20

21

34

22

2

1

2

23

1

1

3

2

24

1

36

2

3

4

25

26

1

/

37

2

3

4

27

1

2

3

4

28

1

2015

2

2015

29

1

21 —

2

3

4

5


6

7

8

9

1



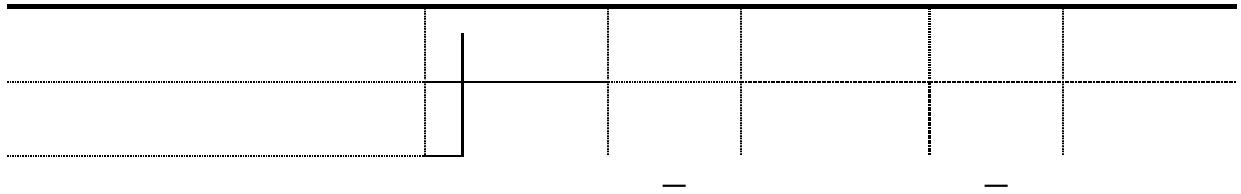
ORIENTTechnologiesB.V.

2015 12 31
16,338,700.00

35,440,012.93



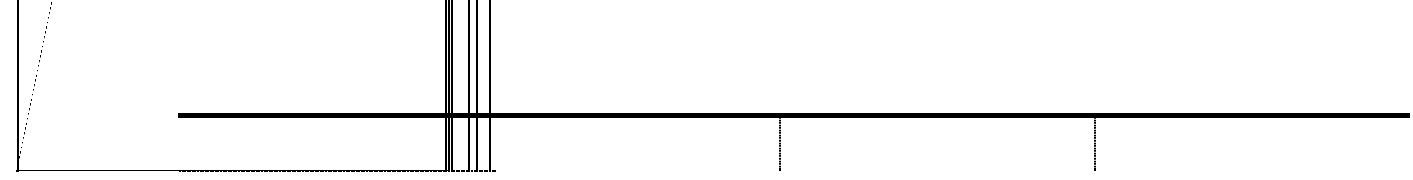




7

1

2



1					
2					
1					



--	--	--	--	--	--	--	--

1

2

2015 12 31

(2016) 0063

51.00%

7,635.65

2,268.28

17

4

2020		

1A

249737.10

ΣΙÇ

26		

35

36

1

2014	2014	155,349,170.57	
	10%	15,534,917.05	5%
7,767,458.54		414,343,388.30	2014
546,390,183.28	2014	60,000	10
1	60,000,000.00	59,999,997.50	

37


<hr/>			

46

1

2

/



ORIENTTechnologiesB.V.					
SNBC(Europe)R&DB.V.					

2

%

--	--

1

1

2015 12 31




2

1

3

2



--	--	--	--

2014 10 1 2019 9 30 1,351,893.60
 2015 1 4
 11 10 2015 1 1 2015 12 31
 100,000.00
 2015 3 31
 126 5 2015 4 1 2016 12 31
 329,400.00

2012 12 12

159 101#

103 2013 1 1 2015 12 31

1,427,572.00

2013 4 28

159-6

2013

4 1 2015 12 31

54,000.00

2015

199 4 1002

2015 1 1

2015 12 31

66,000.00

3

5

6

1

1,500.00

7,553,036.13

ORIENTTechnologiesB.V.)

210

2

1

--	--	--	--	--

378,087.48

0.00

3
4

5

